



SL-156

TE Internal #: 647485-2

Connector Contact, Socket, Wire-to-Board / Wire-to-Wire, 16 AWG

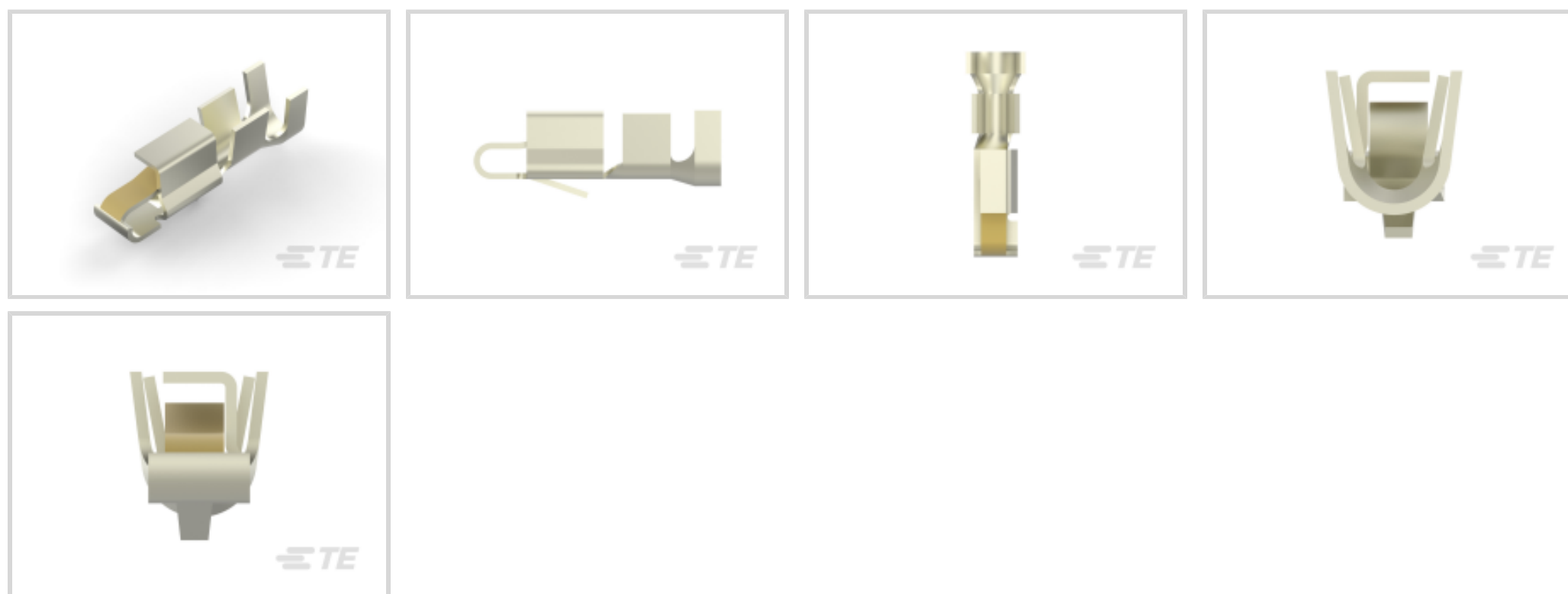
Wire Size, 2550 – 2800 CMA Wire Size, 1.29 – 1.42 mm² Wire Size,

Gold, SL-156

[View on TE.com >](#)

Connectors > PCB Connectors > Wire-to-Board Connectors > Wire-to-Board Connector Contacts >

Wire-to-Board Connector Contacts: socket, wire size 30-16 AWG, SL 156



Contact Type: **Socket**

Connector System: **Wire-to-Board, Wire-to-Wire**

Wire Size: **1.29 – 1.42 mm²**

[All Wire-to-Board Connector Contacts: socket, wire size 30-16 AWG, SL 156 \(24\)](#)

Features

Product Type Features

| | |
|-----------------------------------|-----------------------------|
| Connector System | Wire-to-Board, Wire-to-Wire |
| Sealable | No |
| Connector & Contact Terminates To | Wire & Cable |

Configuration Features

| | |
|-----------------------------------|---------------|
| Compatible With Wire & Cable Type | Discrete Wire |
|-----------------------------------|---------------|

Electrical Characteristics

| | |
|-------------------|---------|
| Operating Voltage | 250 VAC |
|-------------------|---------|

Contact Features

| | |
|---|------------------|
| Mating Square Post Dimension | 1.14 mm[.045 in] |
| Contact Retention Within Housing | With |
| Contact Underplating Material Thickness | 1.27 μm[50 μin] |
| Wire Contact Termination Area Plating Thickness | .76 μm |
| Wire Contact Termination Area Plating Material | Gold |



| | |
|--|-------------------|
| Contact Mating Area Plating Material Thickness | .76 μm[29.92 μin] |
|--|-------------------|

| | |
|-------------------------------|--------|
| Contact Underplating Material | Nickel |
|-------------------------------|--------|

| | |
|-----------------------|-----------------|
| Contact Base Material | Phosphor Bronze |
|-----------------------|-----------------|

| | |
|--------------|--------|
| Contact Type | Socket |
|--------------|--------|

| | |
|--------------------------------------|------|
| Contact Mating Area Plating Material | Gold |
|--------------------------------------|------|

| | |
|------------------------------|------|
| Contact Current Rating (Max) | 10 A |
|------------------------------|------|

Termination Features

| | |
|------------------------------------|-------|
| Termination Method to Wire & Cable | Crimp |
|------------------------------------|-------|

Mechanical Attachment

| | |
|---------------------------------------|---------------|
| Contact Retention Type Within Housing | Locking Lance |
|---------------------------------------|---------------|

| | |
|-------------------------|----------------------------|
| Connector Mounting Type | Cable Mount (Free-Hanging) |
|-------------------------|----------------------------|

Dimensions

| | |
|--|-------------------------------|
| Accepts Wire Insulation Diameter Range | 1.78 – 2.84 mm[.07 – .112 in] |
|--|-------------------------------|

| | |
|-----------|-----------------------------|
| Wire Size | 1.29 – 1.42 mm ² |
|-----------|-----------------------------|

Usage Conditions

| | |
|-----------------------------|----------------------------|
| Operating Temperature Range | -55 – 105 °C[-67 – 221 °F] |
|-----------------------------|----------------------------|

Operation/Application

| | |
|---------------------|-------|
| Circuit Application | Power |
|---------------------|-------|

Packaging Features

| | |
|--------------------|------|
| Packaging Quantity | 1000 |
|--------------------|------|

| | |
|------------------|-----------|
| Packaging Method | Bag & Box |
|------------------|-----------|

Product Compliance

[For compliance documentation, visit the product page on TE.com>](#)

| | |
|------------------------------|-----------|
| EU RoHS Directive 2011/65/EU | Compliant |
|------------------------------|-----------|

| | |
|-----------------------------|-----------|
| EU ELV Directive 2000/53/EC | Compliant |
|-----------------------------|-----------|

| | |
|---|---|
| China RoHS 2 Directive MIIT Order No 32, 2016 | No Restricted Materials Above Threshold |
|---|---|

| | |
|--|---|
| EU REACH Regulation (EC) No. 1907/2006 | Current ECHA Candidate List: JUNE 2022 (224) Candidate List Declared Against: JUNE 2022 (224) Does not contain REACH SVHC |
|--|---|

| | |
|-----------------|--|
| Halogen Content | Low Halogen - Br, Cl, F, I < 900 ppm per homogenous material. Also BFR/CFR/PVC |
|-----------------|--|

Free

Solder Process Capability

Not applicable for solder process capability

Product Compliance Disclaimer

This information is provided based on reasonable inquiry of our suppliers and represents our current actual knowledge based on the information they provided. This information is subject to change. The part numbers that TE has identified as EU RoHS compliant have a maximum concentration of 0.1% by weight in homogenous materials for lead, hexavalent chromium, mercury, PBB, PBDE, DBP, BBP, DEHP, DIBP, and 0.01% for cadmium, or qualify for an exemption to these limits as defined in the Annexes of Directive 2011/65/EU (RoHS2). Finished electrical and electronic equipment products will be CE marked as required by Directive 2011/65/EU. Components may not be CE marked. Additionally, the part numbers that TE has identified as EU ELV compliant have a maximum concentration of 0.1% by weight in homogenous materials for lead, hexavalent chromium, and mercury, and 0.01% for cadmium, or qualify for an exemption to these limits as defined in the Annexes of Directive 2000/53/EC (ELV). Regarding the REACH Regulation, the information TE provides on SVHC in articles for this part number is based on the latest European Chemicals Agency (ECHA) 'Guidance on requirements for substances in articles' posted at this URL: <https://echa.europa.eu/guidance-documents/guidance-on-reach>

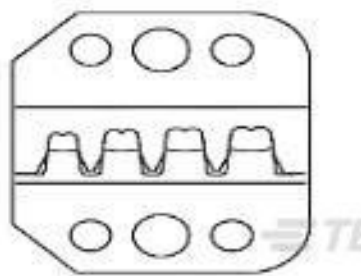
Compatible Parts



TE Part # 90471-1
EXTRACTION TOOL, SC-156




TE Part # 91369-1
PRO-C TL & DIE SL156 16




TE Part # 91369-2
PRO-C DIE SL156 16


Also in the Series | SL-156




Insertion & Extraction Tools(1)




PCB Connector Keying(2)




PCB Latches, Locks & Retainers(1)




Rectangular Connector Housings(12)



Rectangular Connector Keying Plugs(1)



Wire-to-Board Connector Assemblies & Housings(158)



Wire-to-Board Connector Contacts(24)

Documents



Product Drawings

[SL156 RECEIPT,AUNI/PHBZ,L/P,LRG](#)

English

CAD Files

[3D PDF](#)

English

Customer View Model

[ENG_CVM_647485-2_A.3d_igs.zip](#)

English

Customer View Model

[ENG_CVM_647485-2_A.3d_stp.zip](#)

English

Customer View Model

[ENG_CVM_647485-2_A.2d_dxf.zip](#)

English

[3D PDF](#)

3D

Customer View Model

[ENG_CVM_CVM_647485-2_A.2d_dxf.zip](#)

English

Customer View Model

[ENG_CVM_CVM_647485-2_A.3d_igs.zip](#)

English

Customer View Model

[ENG_CVM_CVM_647485-2_A.3d_stp.zip](#)

English

By downloading the CAD file I accept and agree to the [Terms and Conditions](#) of use.

Datasheets & Catalog Pages

[MTA, CST-100 II, SL-156 and AMP Economy Power \(EP\) Connectors](#)

English

Product Specifications

[Application Specification](#)

English

Product Environmental Compliance

[TE Material Declaration](#)

English